

Science: Animals, Including Humans

- Humans need a balanced diet from the 5 main food groups; fruit and vegetables, carbohydrates, dairy and alternatives, proteins and oils and spreads.
- Some animals need to eat more nutrients than others.
- Carnivores feed on other animals
- Herbivores only eat plants
- Omnivores eat both meat and plants
- Vertebrates have a back bone but invertebrates do not.
- Animals with endoskeletons have skeletons on the inside of their bodies.
- Animals with exoskeletons have their skeletons on the outside.
- Animals with hydrostatic skeletons don't actually have any bones.



Vocabulary

food	skeletons
energy	herbivore
nutrients	omnivores
carnivores	carnivores
herbivores	endoskeletons
omnivores	exoskeletons
vitamins	hydrostatic-
food groups	skeletons


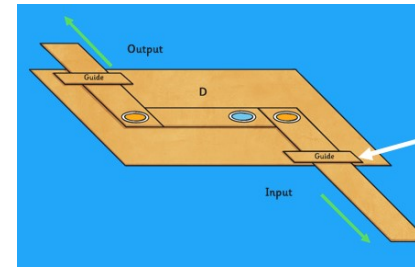
Animal facts



<p><b>Endoskeleton</b></p> <p>bones inside the human hand</p>	<p><b>Exoskeleton</b></p> <p>the shell outside a snail</p>	<p><b>Hydrostatic skeleton</b></p> <p>water pressure inside an earthworm</p>
---	--	--

## Design Technology: Mechanisms

- Lever - The simplest type of mechanism is called a lever. A lever is a stiff bar which moves around a pivot. The pivot can be loose or fixed. Levers are used in many products.
- Linkage - the card strips joining one or more levers to produce the type of movement required.
- Loose pivot - a split pin that joins card strips together.
- Fixed pivot - a split pin that joins card strips to the backing card.
- Guide - a guide is used to keep lever and linkage mechanisms in place

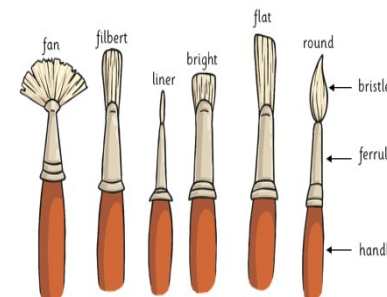



## Vocabulary

lever	split pin
pivot	mechanism
loose pivot	joining
fixed pivot	movement
linkage	product
guide	purpose
linkage	evaluate

## Art: Animal drawings/ Paintings

- Watercolour paints dry very quickly and their colour can fade as they dry. Once dry, the colour can be altered by adding water
- Highlights and shadows make paintings appear more realistic. It is important to decide first where the light is shining from so that it is similar on every object in your painting
- Highlights indicate the lights and the shadows are on the opposite side.
- Acrylic paints fry very fast, cover different surfaces and are water resistant.
- Different brush strokes can create different texture.
- Layering colours will help built texture.



## Vocabulary

paintbrush	fan
water colours	bristles
acrylic	filbert
mixing	liner
texture	bright

