


History: Romans in Britain

- In AD43, the full might of the Roman army landed on the beaches in Kent. Over the next year, it battled inland, storming through hillforts and chopping down anyone who stood in their way.
- The Romans wanted Britain's precious metals. However, they weren't just a destructive force - they built new forts, new settlements and roads. They spread their culture, language and laws.
- The Romans were good at building roads and bridges, but not so keen on machines. They had slaves to do the heavy work and nasty jobs.
- In AD410, the Romans left Britain as Rome was under attack. When they left, much of the country turned to chaos and turmoil.



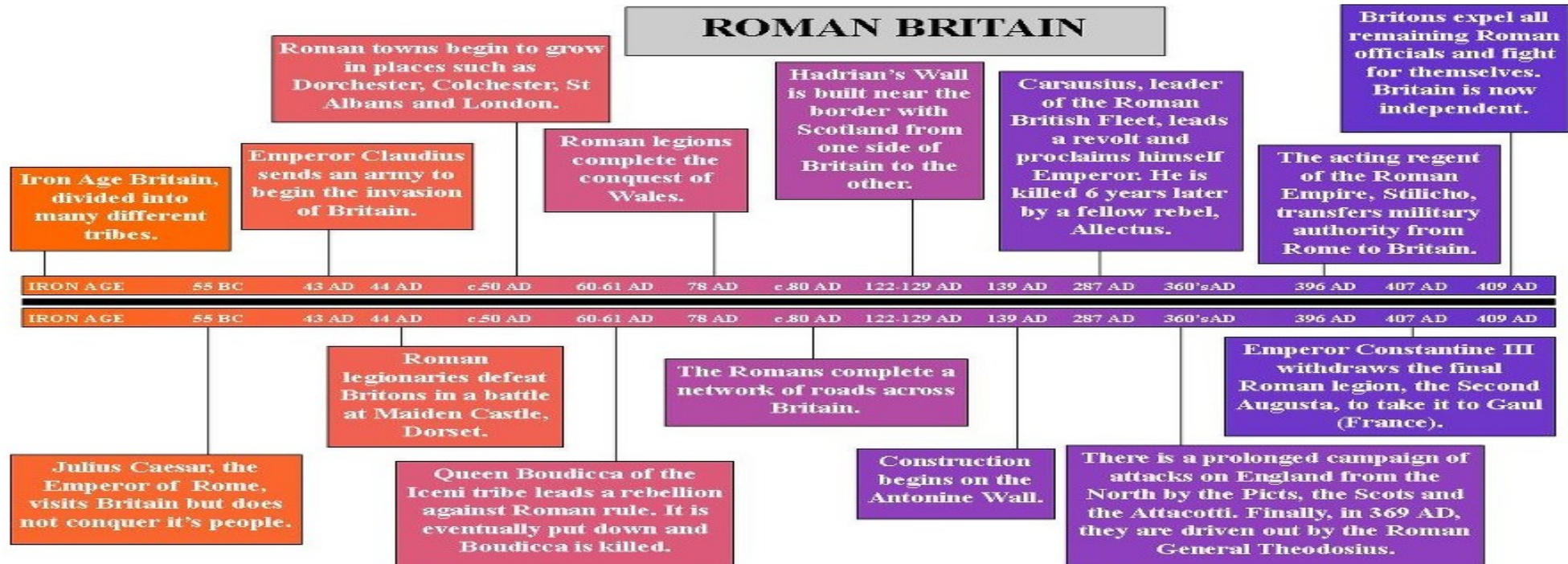
Bits of Roman road can still be seen. Soldiers and carts used this cobbled road to travel between Manchester and Yorkshire.



Vocabulary

Romans	invade
Ancient Rome	conquer
battle	rule
fort	change
aqueduct	impact
law	empire
settlements	artefacts

ROMAN BRITAIN



## Geography: Earthquakes and Volcanoes

- The Earth is made up of different layers. The core at the centre, which is mainly metal it is split into the inner and outer core. The mantle, which is mainly rock. The crust, which is the part we can see.
- As the Earth's plates carry on moving in different directions over long periods of time, friction causes energy to build up. Eventually it becomes so great that the energy is released, which creates a shock wave - an earthquake.
- A volcano is an opening in the Earth's crust that allows magma, hot ash and gases to escape. Volcanoes can look like mountains or small hills, depending on what type they are.
- Most volcanic eruptions are caused by tectonic plates moving towards each other, which usually produces violent eruptions.

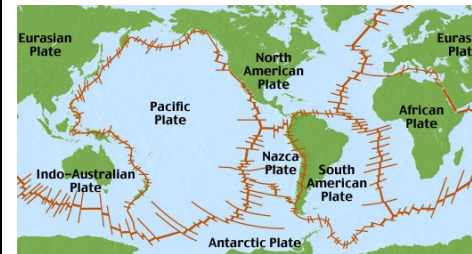
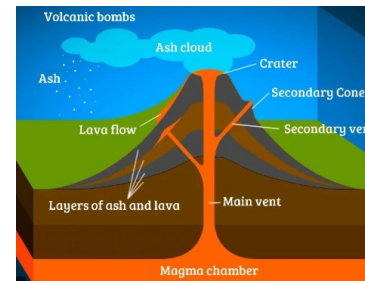


plate boundaries

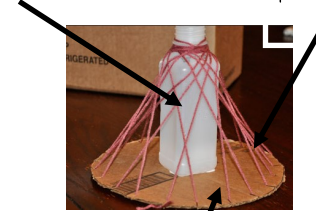
## Vocabulary

Earth layers	crust	mantle	inner core	outer core	energy	tectonic plates	magma	chamber	ash cloud	friction
--------------	-------	--------	------------	------------	--------	-----------------	-------	---------	-----------	----------

## Design Technology: Volcano model

- When making a structure, you may find that some are strong and others are not. There are simple rules that can be followed to make structures strong.
- Ensure that the base is wider than the top.
- Use triangles where possible - take a look at a bridge or pylon and you may see lots of triangles there to add strength to the structure.

main vent/ main supporting pillar      reinforcing pillars



base

## Vocabulary

structure	reinforce	pillar	support	base	design	glue	stiffen	solid	sturdy
-----------	-----------	--------	---------	------	--------	------	---------	-------	--------

Roman Britain



Discover the natural world



Take a tour of Pompeii.



Our class text: Escape from Pompeii

