

Art: Year 1  
B: 2D Art - Printing

Previously, I have learnt...

In Year 1, I am learning...

In the future, I will learn...

My future...

- To identify simple patterns and sequences around me

- To recognise that patterns exist in nature

- What a repeating pattern means and how to identify one

- That different kinds of patterns exist and vary in complexity and repetition


- To use one and two colours and a variety of items to create printed patterns

- To recreate and create my own repeating patterns in print by rolling and pressing

- To create a printed piece of art by pressing, rolling, rubbing and stamping

- Art Directors
- Fine Artists
- Fashion Designer.
- Floral Designers
- Graphic Designer
- Architect
- Interior Designers
- Jewellery Designer
- Animator
- Relaxation
- Hobby

patterns  
printing  
fruit  
vegetables  
fingers  
hands  
feet



patterns  
nature  
printing  
repeating  
repeated  
pressing  
rolling



complexity  
repetition  
rubbing  
stamping  
block print  
techniques



Art: Year 2  
B: 2D Art - Printing



\* To recognise that patterns exist in nature

\* What a repeating pattern means and how to identify one

\* To recreate and create my own repeating patterns in print by rolling and pressing

\* That different kinds of patterns exist and vary in complexity and repetition

\* To create a printed piece of art by pressing, rolling, rubbing and stamping


\* To create complex printing designs to suit a certain style or time period

• To experiment with aluminium foil printing


• To layer prints to experiment with the effects

- Art Directors
- Fine Artists
- Fashion Designer.
- Floral Designers
- Graphic Designer
- Architect
- Interior Designers
- Jewellery Designer
- Animator
- Relaxation
- Hobby

patterns  
nature  
printing  
repeating  
repeated  
pressing  
rolling



complexity  
repetition  
rubbing  
stamping  
block print  
techniques



layering  
aluminium  
foil  
style  
time period  
effects  
complexity



Art: Year 4  
B: 2D Art - Printing

Previously, I have learnt...

In Year 4, I am learning...

In the future, I will learn...

My future...

\* That different kinds of patterns exist and vary in complexity and repetition

\* To create complex printing designs to suit a certain style or time period

\* To create and print intricate designs which are part of the final piece

\* To create a printed piece of art by pressing, rolling, rubbing and stamping

- To experiment with aluminium foil printing


- To experiment with a range of printing techniques

- To layer prints to experiment with the effects

- To build up layers, colours and textures to create intended effects

- Art Directors
- Fine Artists
- Fashion Designer.
- Floral Designers
- Graphic Designer
- Architect
- Interior Designers
- Jewellery Designer
- Animator
- Relaxation
- Hobby

complexity  
repetition  
rubbing  
stamping  
block print  
techniques



layering  
aluminium  
foil  
style  
time period  
effects  
complexity



intricate  
layers  
colours  
textures  
effective  
mono-print  
resist print



Art: Year 5  
B: 2D Art - Printing

Previously, I have learnt...

In Year 5, I am learning..

In the future, I will learn..

My future...

- \* To create complex printing designs to suit a certain style or time period

- To experiment with aluminium foil printing

- To layer prints to experiment with the effects

- \* To create and print intricate designs which are part of the final piece

- To experiment with a range of printing techniques


- To build up layers, colours and textures to create intended effects

- \* To develop my proficiency when using a range of techniques and materials

To become increasingly independent and creative when combining techniques and materials to create a desired effect

- Art Directors
- Fine Artists
- Fashion Designer.
- Floral Designers
- Graphic Designer
- Architect
- Interior Designers
- Jewellery Designer
- Animator
- Relaxation
- Hobby

layering  
aluminium  
foil  
style  
time period  
effects  
complexity



intricate  
layers  
colours  
textures  
effective  
mono-print  
resist print



textiles  
negative space  
printing press  
impression  
etching  
levelling  
mesh

