

Art: Year 1
A: 2D Drawing, Colour and Painting



• To draw lines and shapes with a range of items I have to hand

* To use words for line, shape and colour correctly

* To use words for line, shape, colour and pattern correctly

- Art Directors
- Fine Artists
- Fashion Designer.
- Floral Designers
- Graphic Designer
- Architect
- Interior Designers
- Jewellery Designer
- Animator
- Relaxation
- Hobby

* To notice and draw different textures, patterns, objects and pictures

* To make different type of lines and lines of different thicknesses

* To choose and use three different grades of pencil, explaining my choice

* To use hatching and finger blending when sketching to show shade

• To draw a range of shapes

• To draw shapes, face shapes and basic features with increasing accuracy

* To draw more complex shapes with increasing accuracy

* The name of my favourite colour

* To show feelings and moods through facial expressions and my choice of colours

* To control how light and dark my lines are for intended effects and moods

• To mix colours together and add ingredients for texture

* To name the primary colours and mix and name the secondary colours


* To create tints by adding white and shades by adding black to a colour

* To draw from memory, imagination and observation

* To use lines, shapes and colour, and a variety of medium to create a aesthetically pleasing effect, while thinking about space

* To use lines, shapes, colour and pattern, and a variety of medium to create a aesthetically pleasing effect, while thinking more carefully about space

colour
favourite
shapes
lines
mix
draw
paint



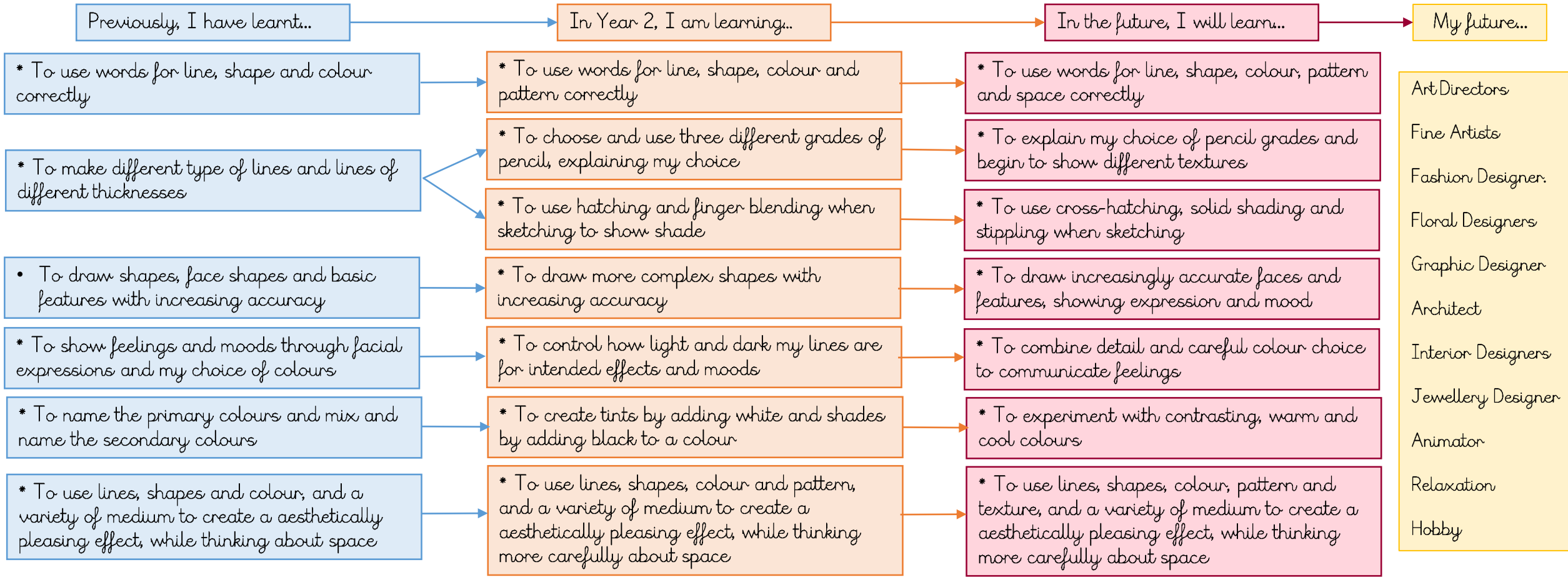
primary
secondary
thickness
curved
wavy
swirling
flowing




tint
shade
grade
pattern
hatching
finger blending
space



Art: Year 2
A: 2D Drawing, Colour and Painting



primary
secondary
thickness
curved
wavy
swirling
flowing



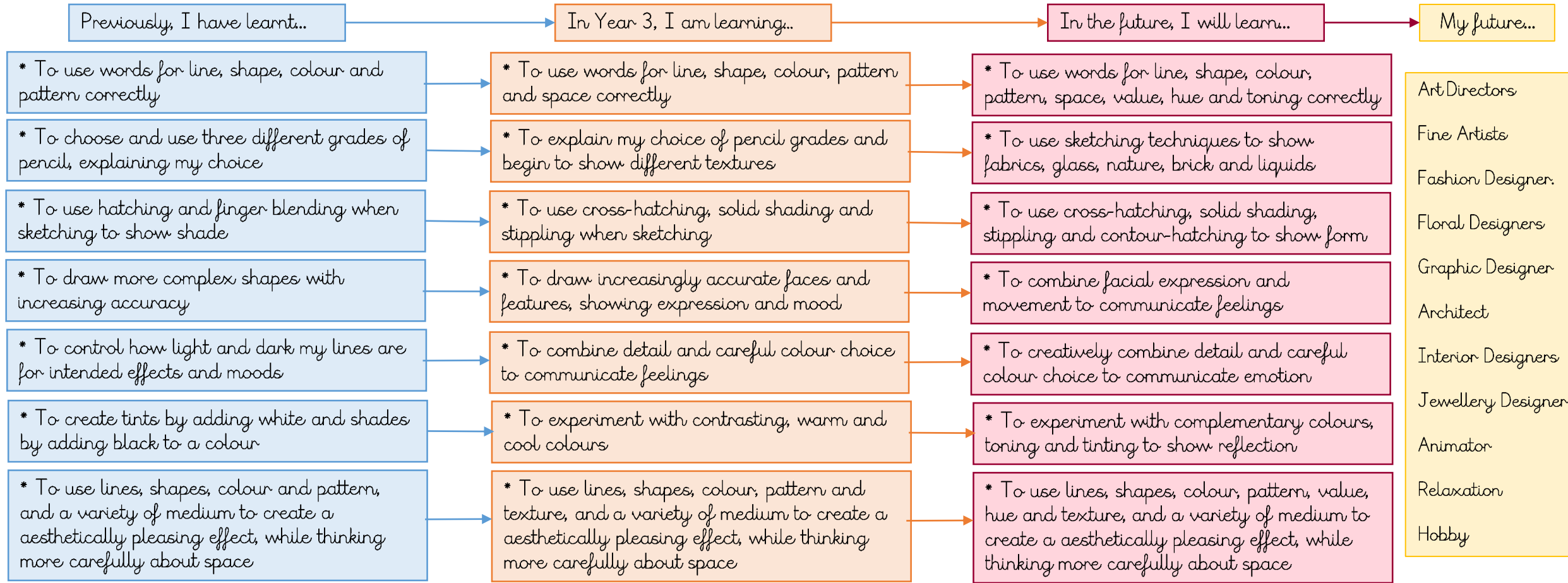
tint
shade
grade
pattern
hatching
finger blending
space




texture
cross-hatching
solid shading
stippling
warm
cool
contrasting



Art: Year 3
A: 2D Drawing, Colour and Painting



tint
shade
grade
pattern
hatching
finger blending
space



texture
cross-hatching
solid shading
stippling
warm
cool
contrasting



value
hue
form
contour
hatching
complementary
reflection



Art: Year 4
A: 2D Drawing, Colour and Painting




- * To use words for line, shape, colour, pattern and space correctly
- * To explain my choice of pencil grades and begin to show different textures
- * To use cross-hatching, solid shading and stippling when sketching
- * To draw increasingly accurate faces and features, showing expression and mood
- * To combine detail and careful colour choice to communicate feelings
- * To experiment with contrasting, warm and cool colours
- * To use lines, shapes, colour, pattern and texture, and a variety of medium to create an aesthetically pleasing effect, while thinking more carefully about space

- * To use words for line, shape, colour, pattern, space, value, hue and toning correctly
- * To use sketching techniques to show fabrics, glass, nature, brick and liquids
- * To use cross-hatching, solid shading, stippling and contour-hatching to show form
- * To combine facial expression and movement to communicate feelings
- * To creatively combine detail and careful colour choice to communicate emotion
- * To experiment with complementary colours, toning and tinting to show reflection
- * To use lines, shapes, colour, pattern, value, hue and texture, and a variety of medium to create an aesthetically pleasing effect, while thinking more carefully about space


- * To use words for colour, pattern, texture, space, value, hue, toning and depth correctly
- * To use sketching techniques to show forms, including clay, hair and fur
- * To use a range of sketching techniques, explaining my choices for each
- * To draw accurate and detailed faces and features, which convey the intended emotion
- * To creatively combine detailed expressions and colour choice to communicate emotion
- * To work confidently with contrasting, complementary, warm and cool colours
- * To use and apply a range of skills with purposeful choice, including showing perspective by layering, overlapping and considering the fore and background

- My future...
- Art Directors
 - Fine Artists
 - Fashion Designer.
 - Floral Designers
 - Graphic Designer
 - Architect
 - Interior Designers
 - Jewellery Designer
 - Animator
 - Relaxation
 - Hobby

texture
cross-hatching
solid shading
stippling
warm
cool
contrasting



value
hue
form
contouring
toning
complementary
reflection



depth
contrasting
warm
cool
perspective
layering
foreground



Art: Year 5
A: 2D Drawing, Colour and Painting




- * To use words for line, shape, colour, pattern, space, value, hue and toning correctly
- * To use sketching techniques to show fabrics, glass, nature, brick and liquids
- * To use cross-hatching, solid shading, stippling and contour-hatching to show form
- * To combine facial expression and movement to communicate feelings
- * To creatively combine detail and careful colour choice to communicate emotion
- * To experiment with complementary colours, toning and tinting to show reflection
- * To use lines, shapes, colour, pattern, value, hue and texture, and a variety of medium to create a aesthetically pleasing effect, while thinking more carefully about space

- * To use words for colour, pattern, texture, space, value, hue, toning and depth correctly
- * To use sketching techniques to show form, including clay, hair and fur
- * To use a range of sketching techniques, explaining my choices for each
- * To draw accurate and detailed faces and features, which convey the intended emotion
- * To creatively combine detailed expressions and colour choice to communicate emotion
- * To work confidently with contrasting, complementary, warm and cool colours
- * To use and apply a range of skills with purposeful choice, including showing perspective by layering, overlapping and considering the fore and background


- * To use words for space, value, hue, toning, depth, perspective and composition correctly
- * To use sketching techniques to show form, including hair, fur and skin
- * To use a range of sketching techniques, with increased accuracy and confidence
- * To draw increasingly accurate and detailed faces which convey the intended emotion
- * To creatively apply techniques and colour, showing a sense of self through my work
- * To explain my colour choices, saying how they enhance my work
- * To use and apply a range of skills, showing an awareness of composition and including showing perspective from a one or two-point perspective, with a vanishing point

- Art Directors
- Fine Artists
- Fashion Designer.
- Floral Designers
- Graphic Designer
- Architect
- Interior Designers
- Jewellery Designer
- Animator
- Relaxation
- Hobby

value
hue
form
contouring
toning
complementary
reflection



depth
contrasting
warm
cool
perspective
layering
foreground



composition
one-point
two-point
perspective
vanishing point
sense of self
enhance



Art: Year 6
A: 2D Drawing, Colour and Painting




- * To use words for colour, pattern, texture, space, value, hue, toning and depth correctly
- * To use sketching techniques to show form, including clay, hair and fur
- * To use a range of sketching techniques, explaining my choices for each
- * To draw accurate and detailed faces and features, which convey the intended emotion
- * To creatively combine detailed expressions and colour choice to communicate emotion
- * To work confidently with contrasting, complementary, warm and cool colours
- * To use and apply a range of skills with purposeful choice, including showing perspective by layering, overlapping and considering the fore and background

- * To use words for space, value, hue, toning, depth, perspective and composition correctly
- * To use sketching techniques to show form, including hair, fur and skin
- * To use a range of sketching techniques, with increased accuracy and confidence
- * To draw increasingly accurate and detailed faces which convey the intended emotion
- * To creatively apply techniques and colour, showing a sense of self through my work
- * To explain my colour choices, saying how they enhance my work
- * To use and apply a range of skills, showing an awareness of composition and including showing perspective from a one or two-point perspective, with a vanishing point


- * To become proficient in drawing, utilising a range of sketching techniques
- * To increase confidence when incorporating and experimenting with technical aspects
- * To convey emotion and personal meaning through courageous experimentation
- * To experiment with composition to create different effects and communication of ideas
- * To master the effective and combined use of a range of different media and materials

- Art Directors
- Fine Artists
- Fashion Designer.
- Floral Designers
- Graphic Designer
- Architect
- Interior Designers
- Jewellery Designer
- Animator
- Relaxation
- Hobby

depth
contrasting
warm
cool
perspective
layering
foreground



composition
one-point
two-point
perspective
vanishing point
sense of self
enhance



architecture
architectural
design
movement
era
modern
contemporary

